

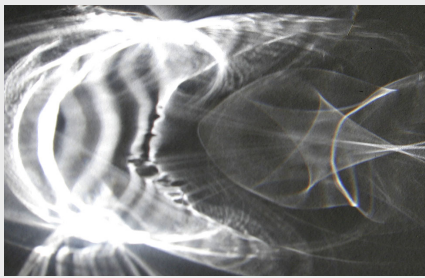
ABSTRACT & MACRO

Macro Sense | Elements/Principles | Non-objective


BACKYARD STUFF



LIGHT REFRACTION



BORED WITH SCHOOL



RAINDROPS




ABSTRACT

Expressing the qualities or characteristics apart from any specific object. In photography, this would be emphasizing the Elements and Principles found in objects around you. The best way to do this is through *Macro Photography*. In other words, get up close to an object so you can best take away and remove the qualities and characteristics of the object you looking at. Emphasize the 'adjectives'.

INSTRUCTIONS

1. Brainstorm and plan ideas for "ABSTRACT" photography - objects that will offer the most interesting and successful macro imagery.
2. *Take at least 10 photos.....showroom quality* (composition terms must be evidents)
3. Edit your photos on your phone: crop, play with the filters, rotate the image(s)
4. Submit to Canvas



Using a 'Macro' approach to achieve 'Abstract' photos

